

DURASTRIP PRO IP68

LED

LED 3528
24W (5W/m) - 45W (10W/m) - 60W (12W/m) - 75W (15W/m) -
150W (30W/m)
24VDC
Ra >95
Lifetime: >60,000 h
Warranty: 5 years

COLOURS OF LIGHT

Choice of white colour temperature

BINNING

ANSI/SDCM: 2 step.
2200K - 2700K - 3000K - 3500K - 4000K - 6000K

DIMMABILITY

Dimmable 0-100% Flicker Free
DALI - DMX - 1-10
Analogue and digital domotic control systems
Push Dali with ZKCD controllers
CASAMBI compatible

CONNECTIONS

Complete with a 15 cm long IP65/68 M/F cable on 2 sides. Maximum connection length 5 m. Max 4A.
For longer connections, connect in series or parallel, diagram on page 160.
Strips can be cut to size by following the cutting indications printed on the strips. For IP65/IP68 strips restore the IP protection after cutting.

ASSEMBLY

Complete with 3M double-sided tape to attach to the surface and jumpers to be screwed to the surface. When using double-sided tape degrease the application surface adequately.

PACKAGE

Packaged in 5 m reels.
Or custom products cut to specific lengths see page 11, 318.

ACCESSORIES

See page 58.



DURASTRIP PRO uses “copper shielded” technology (complete copper coating on the circuit on both sides of the support) designed by our Research and Development Laboratory: the increased quantity of copper improves thermal management and ensures a longer life.

DURASTRIP PRO are produced with a dual circuit substrate: the power distributed to every circuit is less, the temperature is halved and the risk of power failures is eliminated.

LED density constant on all powers: minimising the ‘dot’ effect even with a grazing light. Using LED 3528 limits the colour shifting effect on the beam emission angles.

Thanks to the new extrusion technology the colour temperature of DURASTRIP PRO IP68 is EXACTLY the same as DURASTRIP PRO IP20. A big advantage that makes it possible to use strips with different IP ratings in adjacent surroundings with the certainty of maintaining a constant light colour and the required effect.

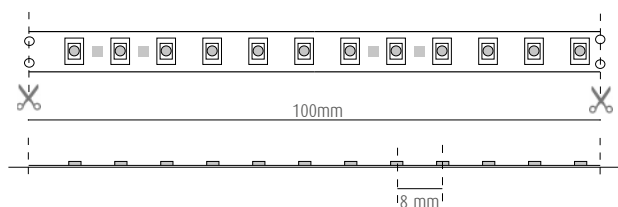
Cutting DURASTRIP to size*:

fixed cost of piece work

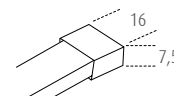
VA01

* Please consider pitch cut. Includes a 20 cm cable.

LED SPACING AND PITCH CUT



END CAP DIMENSIONS IP68



■ 2400K and 5000K colour temperatures available upon order: please refer to the sales force for MOQ.

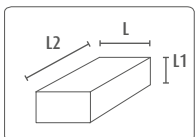
DURASTRIP PRO IP68

PRO	24V DC	Ra>95	*30000h L70	60000h L70 B20	IP68	-25° +35°C	III	UL E471161	G5/h24	Risk Group 0	MIN 3,5mm	NO DOT
art.	W	W/m	lm/m	K	LED/m	□	L	L1	L2	8011905	📄	
07U302405XO-SB ⁽¹⁾	24	5	300	3000	50	120°	10	5	5000	848699	1	
07U222405XO ■	25	5	340	2200	120	120°	12	5	5000	950422	1	
07U272405XO	25	5	390	2700	120	120°	12	5	5000	938789	1	
07U302405XO	25	5	410	3000	120	120°	12	5	5000	950446	1	
07U352405XO ■	25	5	430	3500	120	120°	12	5	5000	938772	1	
07U402405XO	25	5	450	4000	120	120°	12	5	5000	938758	1	
07U602405XO ■	25	5	450	6000	120	120°	12	5	5000	950477	1	
07U222410XO ■	45	10	850	2200	120	120°	12	5	5000	842130	1	
07U272410XO	45	10	850	2700	120	120°	12	5	5000	842178	1	
07U302410XO	45	10	850	3000	120	120°	12	5	5000	841041	1	
07U352410XO ■	45	10	850	3500	120	120°	12	5	5000	932183	1	
07U402410XO	45	10	900	4000	120	120°	12	5	5000	848620	1	
07U602410XO ■	45	10	900	6000	120	120°	12	5	5000	848521	1	
07U222412XO ■	60	12	1150	2200	120	120°	12	5	5000	848590	1	
07U272412XO	60	12	1150	2700	120	120°	12	5	5000	848606	1	
07U302412XO	60	12	1150	3000	120	120°	12	5	5000	848613	1	
07U352412XO ■	60	12	1150	3500	120	120°	12	5	5000	932190	1	
07U402412XO	60	12	1200	4000	120	120°	12	5	5000	848637	1	
07U602412XO ■	60	12	1200	6000	120	120°	12	5	5000	848514	1	
07U222415XO ■	75	15	1350	2200	120	120°	12	5	5000	842277	1	
07U272415XO	75	15	1350	2700	120	120°	12	5	5000	841034	1	
07U302415XO	75	15	1350	3000	120	120°	12	5	5000	842215	1	
07U352415XO ■	75	15	1350	3500	120	120°	12	5	5000	932282	1	
07U402415XO	75	15	1400	4000	120	120°	12	5	5000	842918	1	
07U602415XO ■	75	15	1400	6000	120	120°	12	5	5000	848507	1	
07U302430XO ⁽²⁾	150	30	2500	3000	240	120°	23	5	5000	849153	1	

⁽¹⁾ Single circuit: L70 = 30.000h. Warranty 3 years.

⁽²⁾ We recommend using it with aluminium profiles to optimise heat dissipation. Item with free wires (without connector).

■ Limited availability - reorderable only with MOQ



For further details on other connection configurations see the connection diagrams on the following pages or at this link.



DRIVER



24/25W - 45W IP68	XLG-100-24-A
60W - 75W IP68	XLG-100-24-A

CONTROLLER



DALI-ZKTPC (DALI)
ZKCDAFF (DALI)
ZKCDMXWFF (DMX)
ZKC1-10FF (1-10)
FF = FLICKER FREE

PROFILES



UNIVERSAL PROFILES
SURFACE PROFILES
RECESSED PROFILES

DRIVER: complete info on page 161